

Lake of the Woods

# KENORA

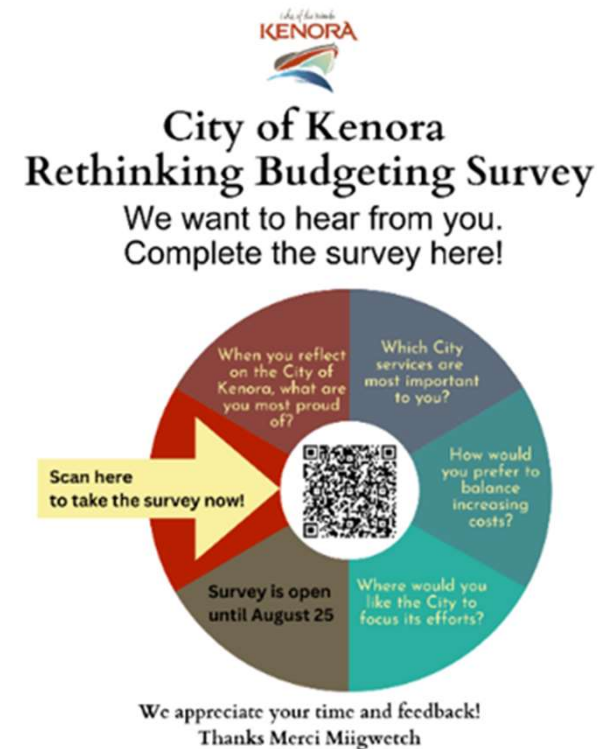
RETHINKING  
BUDGETING  
SURVEY

BUDGET 2024



# Introduction and Summary

- The City of Kenora's Budget 2024 public engagement process reflects a renewed focus on taxpayers, creating opportunities for participation in the municipal budget process. The invitation for community input also served to create awareness and enhance knowledge about the budgeting process, while building transparency.
- The Rethinking Budget Survey – Budget 2024 was launched in late June and was active during the summer months of July and August 2023. Over 460 individuals participated in the survey, representing both permanent and seasonal residents.
- Survey questions allowed participants to rank municipal services in order of importance to residents, seeking direct feedback as to where the city should focus its efforts. Respondents were provided the opportunity to provide input on balance increasing costs, spending, and priorities.



The graphic features the City of Kenora logo at the top, followed by the title "City of Kenora Rethinking Budgeting Survey" and the text "We want to hear from you. Complete the survey here!". Below this is a circular infographic divided into five segments: "When you reflect on the City of Kenora, what are you most proud of?", "Which City services are most important to you?", "How would you prefer to balance increasing costs?", "Where would you like the City to focus its efforts?", and "Survey is open until August 25". A central QR code is surrounded by a yellow arrow pointing to it with the text "Scan here to take the survey now!". At the bottom, it says "We appreciate your time and feedback! Thanks Merci Miigwetch".

City of Kenora  
Rethinking Budgeting Survey  
We want to hear from you.  
Complete the survey here!

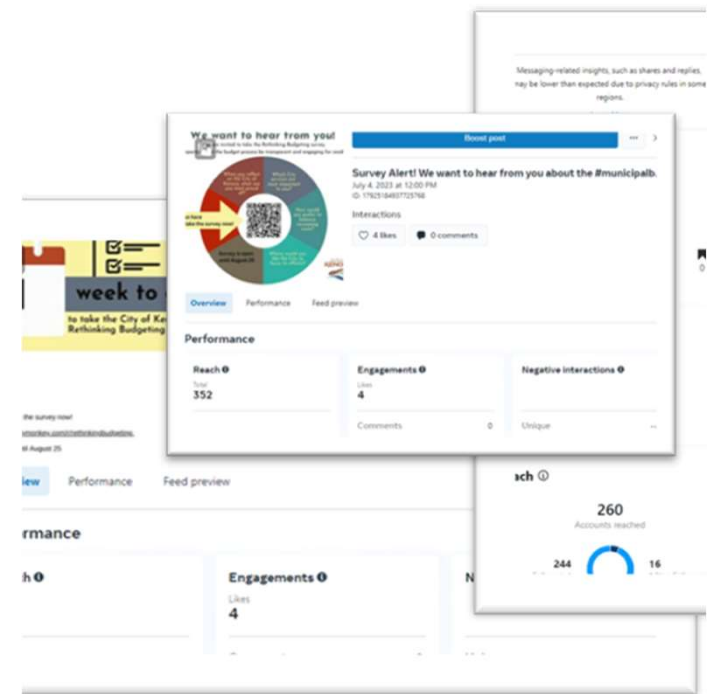
When you reflect on the City of Kenora, what are you most proud of?  
Which City services are most important to you?  
How would you prefer to balance increasing costs?  
Where would you like the City to focus its efforts?  
Survey is open until August 25

Scan here to take the survey now!

We appreciate your time and feedback!  
Thanks Merci Miigwetch

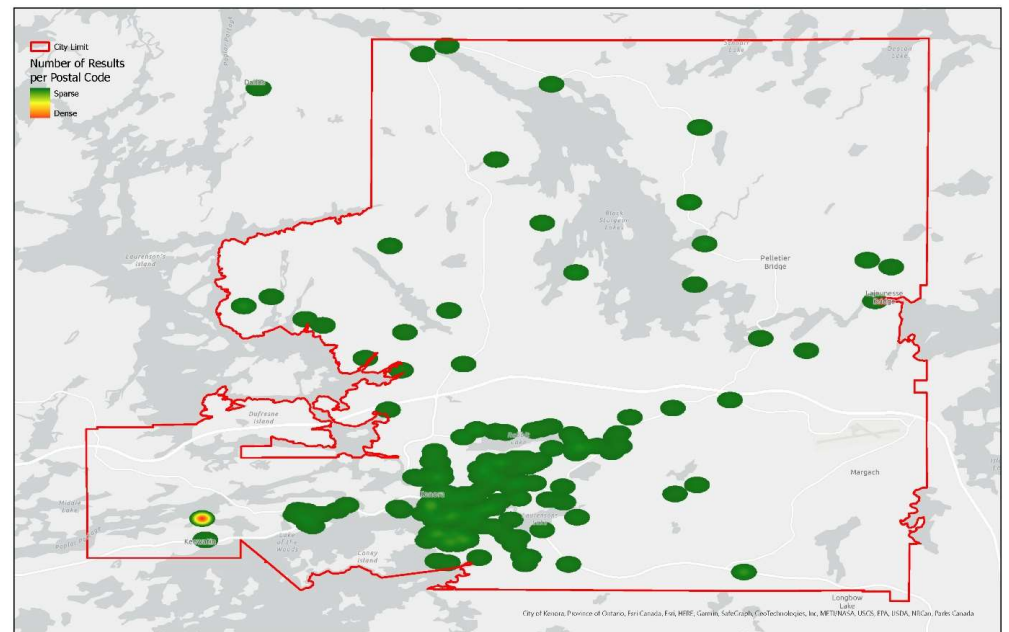
# Engagement Survey

- The Budget 2024 Engagement process started in June 2023 with the launch of Rethinking Budget Survey.
- Active engagement occurred between July 1<sup>st</sup> - August 31<sup>st</sup>, 2023.
- The survey was shared with residents, business community, and stakeholders through the final tax billings, traditional news releases, print advertising, and across the City's social media platforms.
- Participants were encouraged to participate in the format they felt most comfortable, Survey Monkey was used as the online survey platform.



# Respondent Data

- Over 460 citizens participated in the Survey over the course of the campaign.
- Local postal code (POX and P9N) data confirmed the majority of respondents live within Kenora's municipal boundaries.
- 90% of respondents confirmed that they owned their current place of residence.

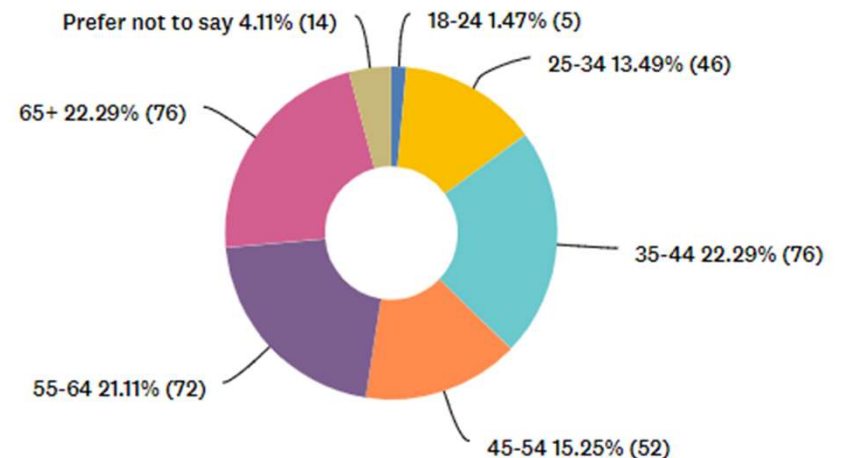


# Representation by Age

- 45% of survey respondents reported being over the age of 50.
- The World Health Organization Age-Friendly Cities project identified eight priorities for municipalities to meet the needs of an aging population:
  - Housing
  - Transportation
  - Outdoor spaces & buildings
  - Community support & health services
  - Communication & information
  - Civic participation & employment
  - Respect & social inclusion
  - Social participation

What is your age?

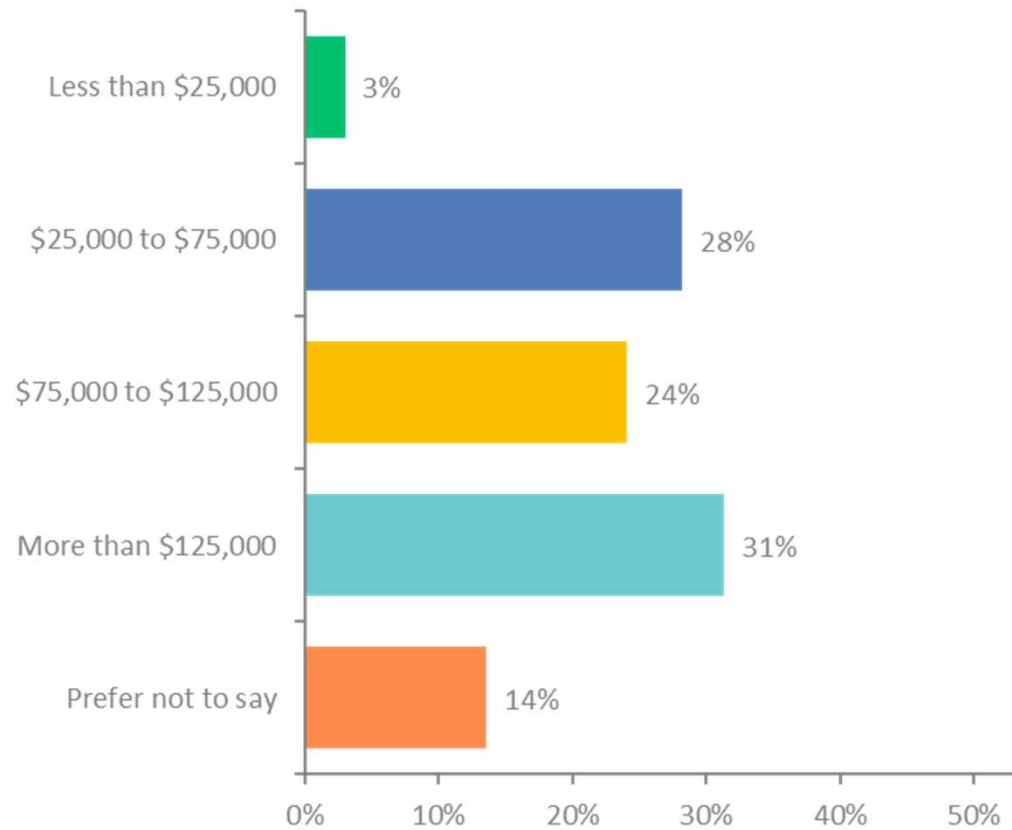
Answered: 341 Skipped: 22



# Household Income

---

- Household income is one measure of a community's ability to pay.
- A higher relative household income is a positive indicator of the overall local economy, it may lead to a greater expectation for quality programs and additional challenges in balancing desired levels of service with a willingness to pay for programs and services.
- The 2022 Municipal Study established the average household income in Eastern municipalities to be \$92,586 as compared to Kenora at \$101,554.



Lake of the Woods

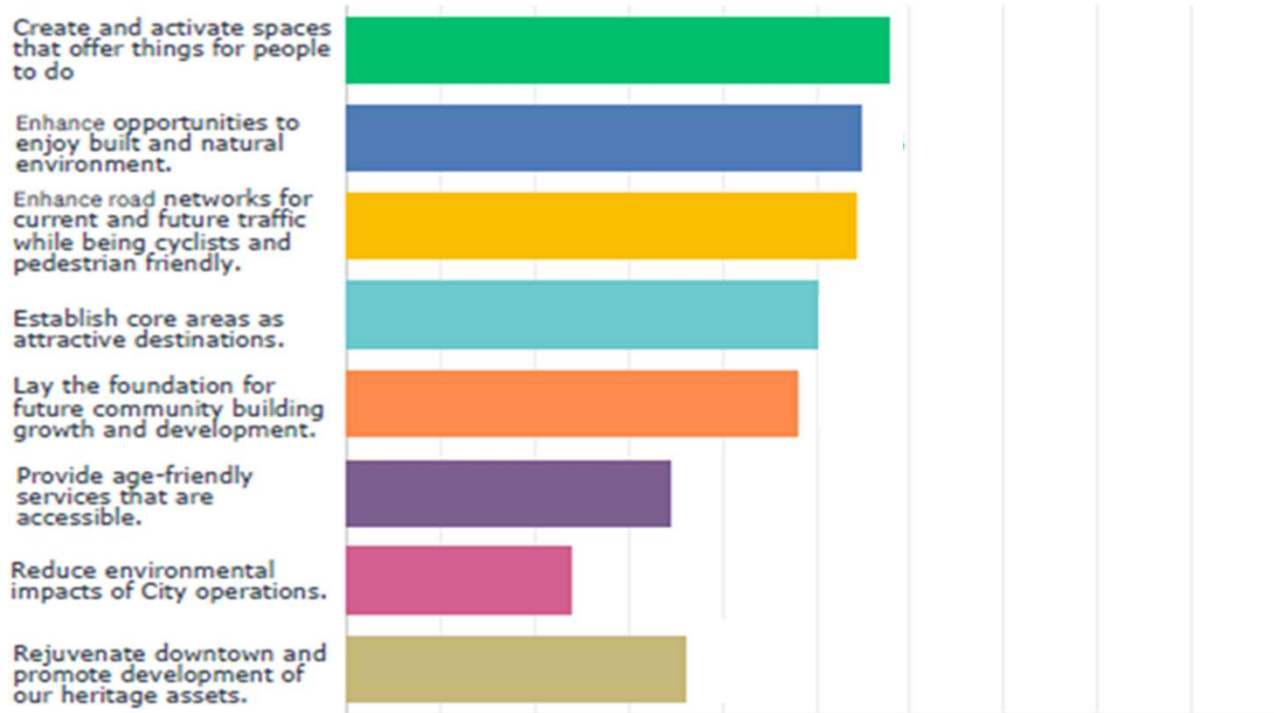
# KENORA

## RETHINKING BUDGETING SURVEY RESULTS



# Where would you like the City to focus its efforts?

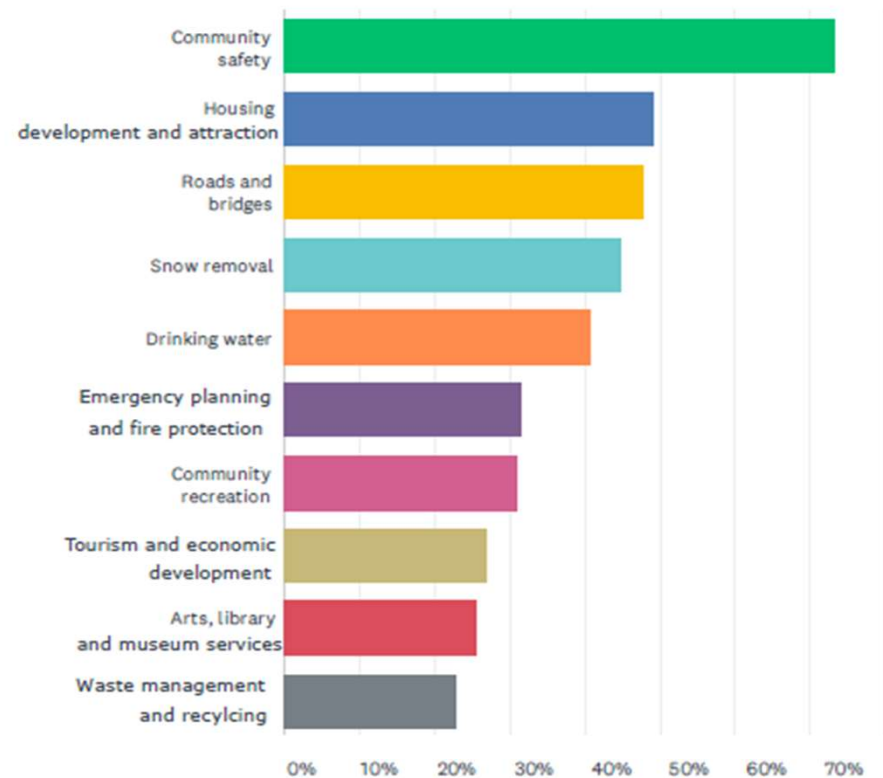
---





# Top 10 Most Important Services

*“Municipal budgets should be focused on the basic municipal responsibilities: roads/bridges/pedestrian; water and sewer; police and fire protection; building codes and zoning bylaws, taxation, fines and licenses, libraries, recreation. Health and social issues are a provincial responsibility.” – Survey Participant*

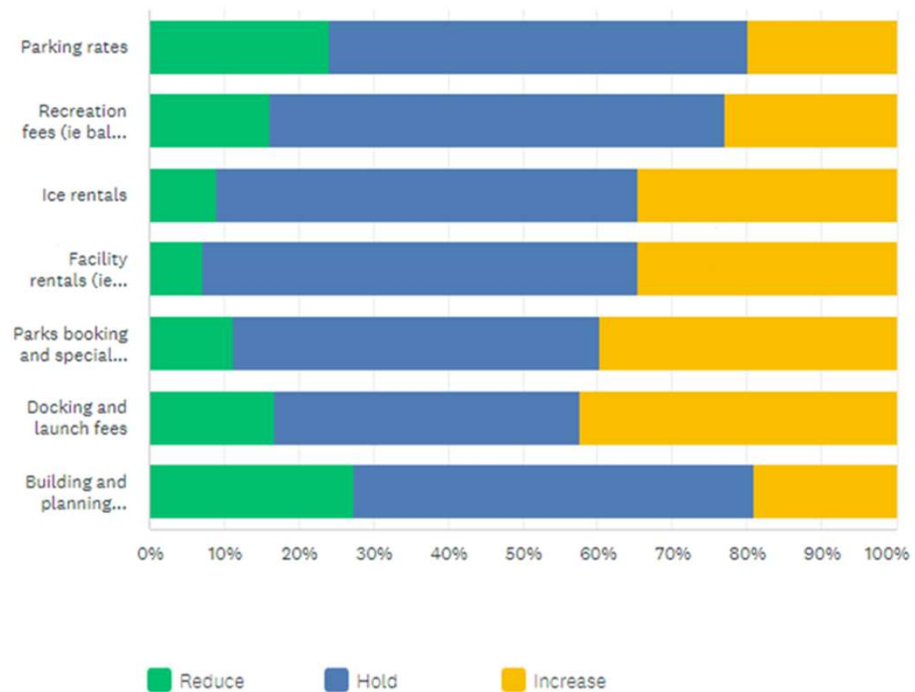


# Revenue Generation

- 30% of participants preferred to increase fees associated with rental charges including docking and launch fees.
- 84% of respondents indicated they would be willing to support new revenue generation ideas.
- 249 respondents provided new ideas to generate revenue.

Please indicate your preference level on the following revenue generators:

Answered: 322 Skipped: 42



# Balancing Increasing Costs

---

ANSWER CHOICES	RESPONSES	
Increase taxes a little above the rate of inflation to provide for enhanced service levels such as expanded recreation amenities, without the need to cut services elsewhere to offset.	21.52%	85
Increase taxes by the rate of inflation; if services are enhanced in one area, these should be offset by a reduction to services elsewhere.	28.61%	113
Reduce existing service levels to have a tax increase below the rate of inflation.	29.37%	116
Don't know.	20.51%	81
<b>TOTAL</b>		<b>395</b>

